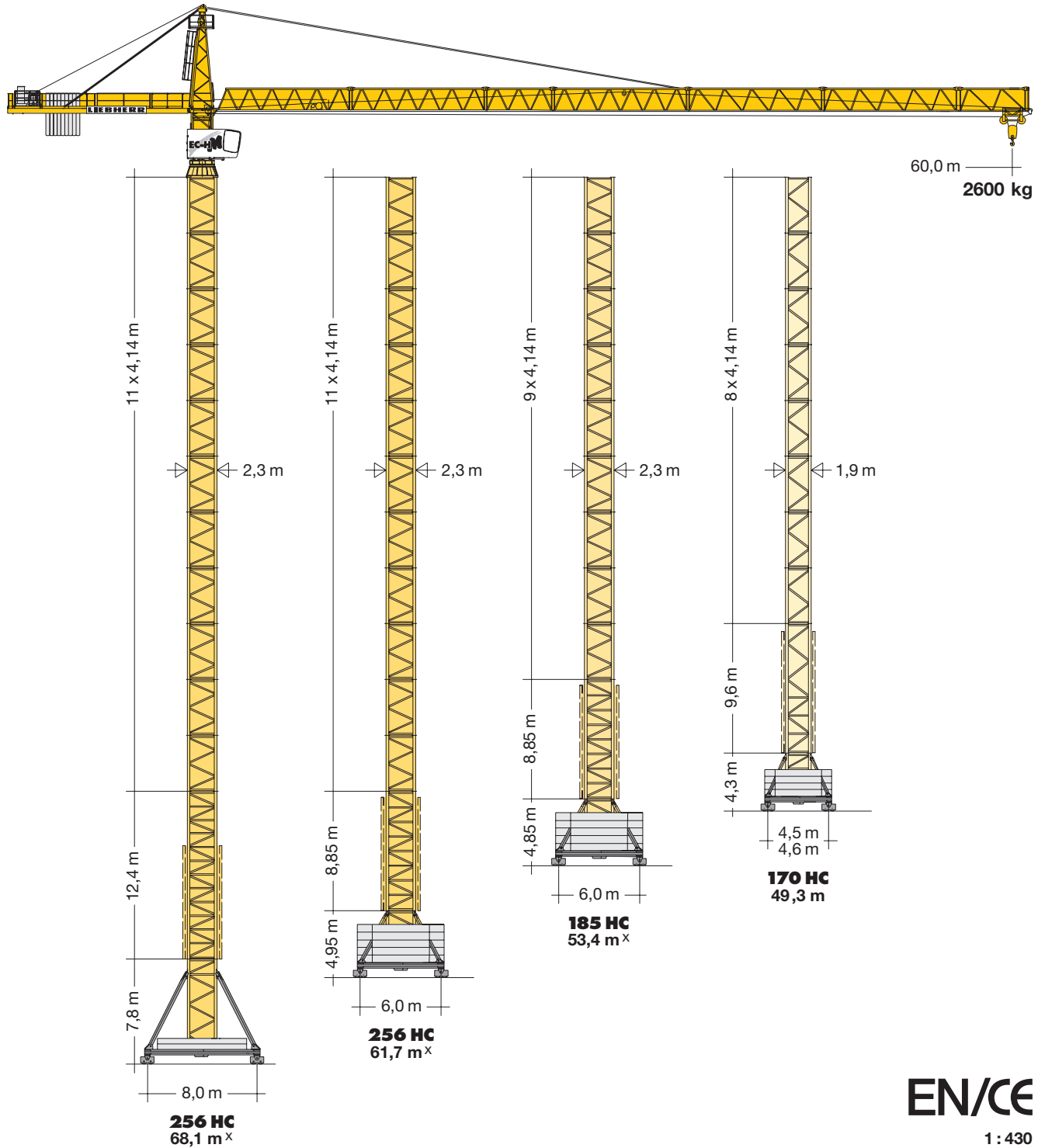


Turmdrehkran

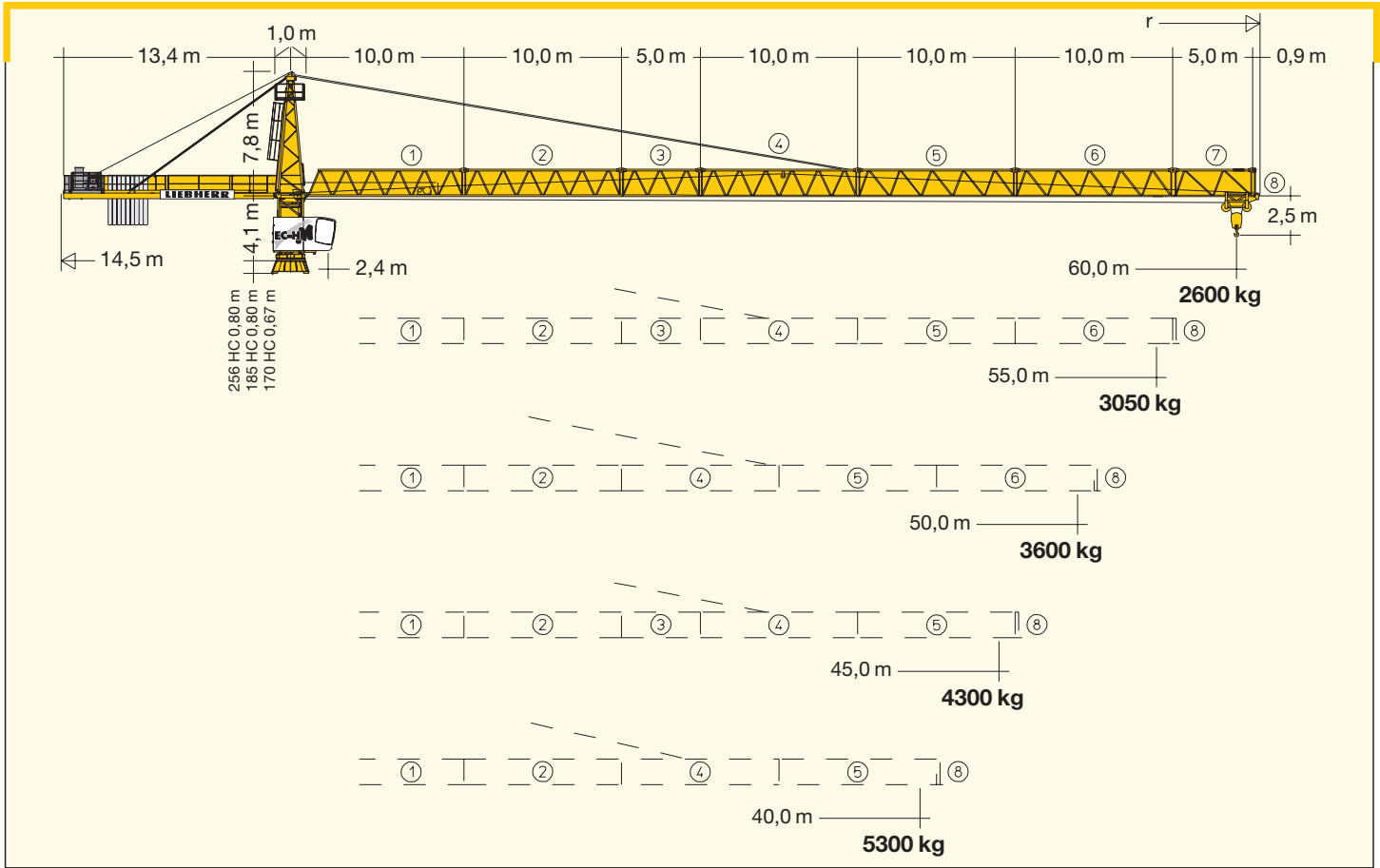
Tower Crane / Grue à tour / Gru a torre
Grúa torre / Guindaste de torre

200 EC-HM 6 FR.tronic®

- ▶ 200 EC-HM 6 FR.tronic®
- 200 EC-HM 10 FR.tronic®
- 200 EC-HM 12 FR.tronic®



LIEBHERR



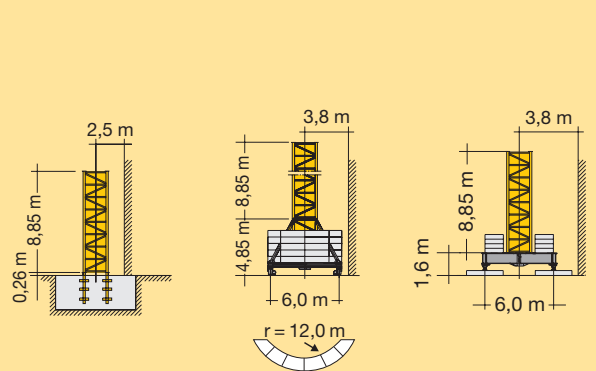
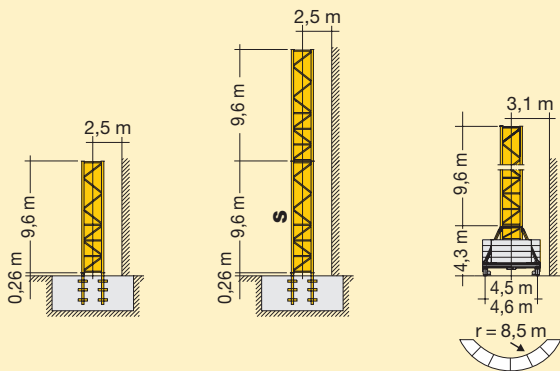
Hubhöhe

Hoisting height / Hauteur sous crochet / Altezza di sollevamento / Altura bajo gancho / Altura de montaje

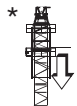
	170 HC			185 HC		
12	-	-	-	-	-	-
11	-	-	-	-	-	-
10	-	-	-	-	-	-
9	-	-	-	48,8*	53,4*	50,0*
8	45,3*	-	49,3* ^o	44,6	49,2*	45,9
7	41,1	50,7*	45,2*	40,5	45,1	41,7
6	37,0	46,6	41,0	36,4	40,9	37,6
5	32,8	42,4	36,9	32,2	36,8	33,4
4	28,7	38,3	32,7	28,1	32,7	29,3
3	24,6	34,2	28,6	23,9	28,5	25,2
2	20,4	30,0	24,5	19,8	24,4	21,0
1	16,3	25,9	20,3	15,6	20,2	16,9
0	12,1	21,7	16,2	11,5	16,1	12,7

m

m



C 25



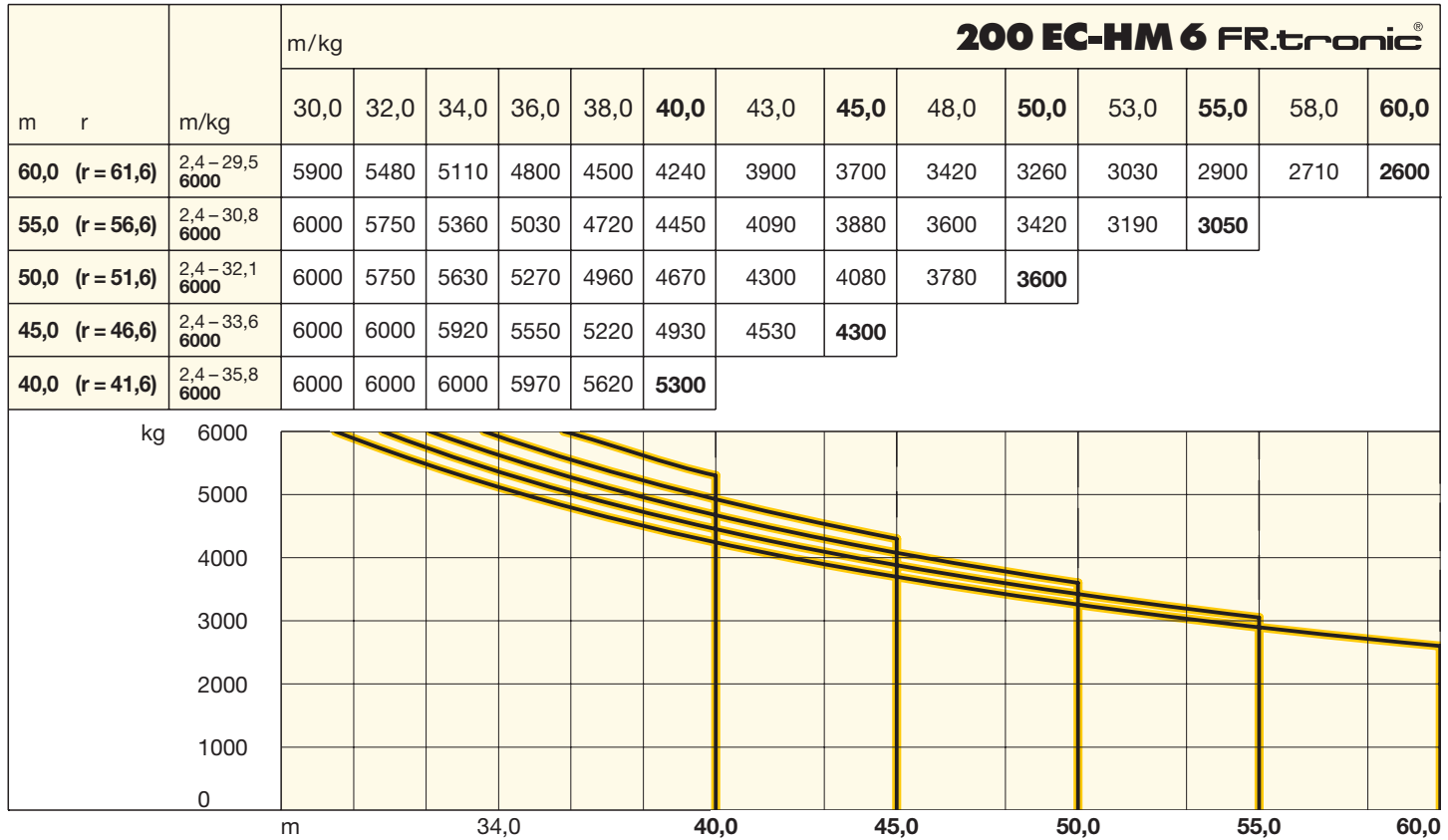
O = Ohne Kabine
Without cabin
Sans cabine
Senza cabina
Sin cabina
Sem cabine

S = verstärkt
reinforced
renforcé
rinforzato
reforzado
reforzado



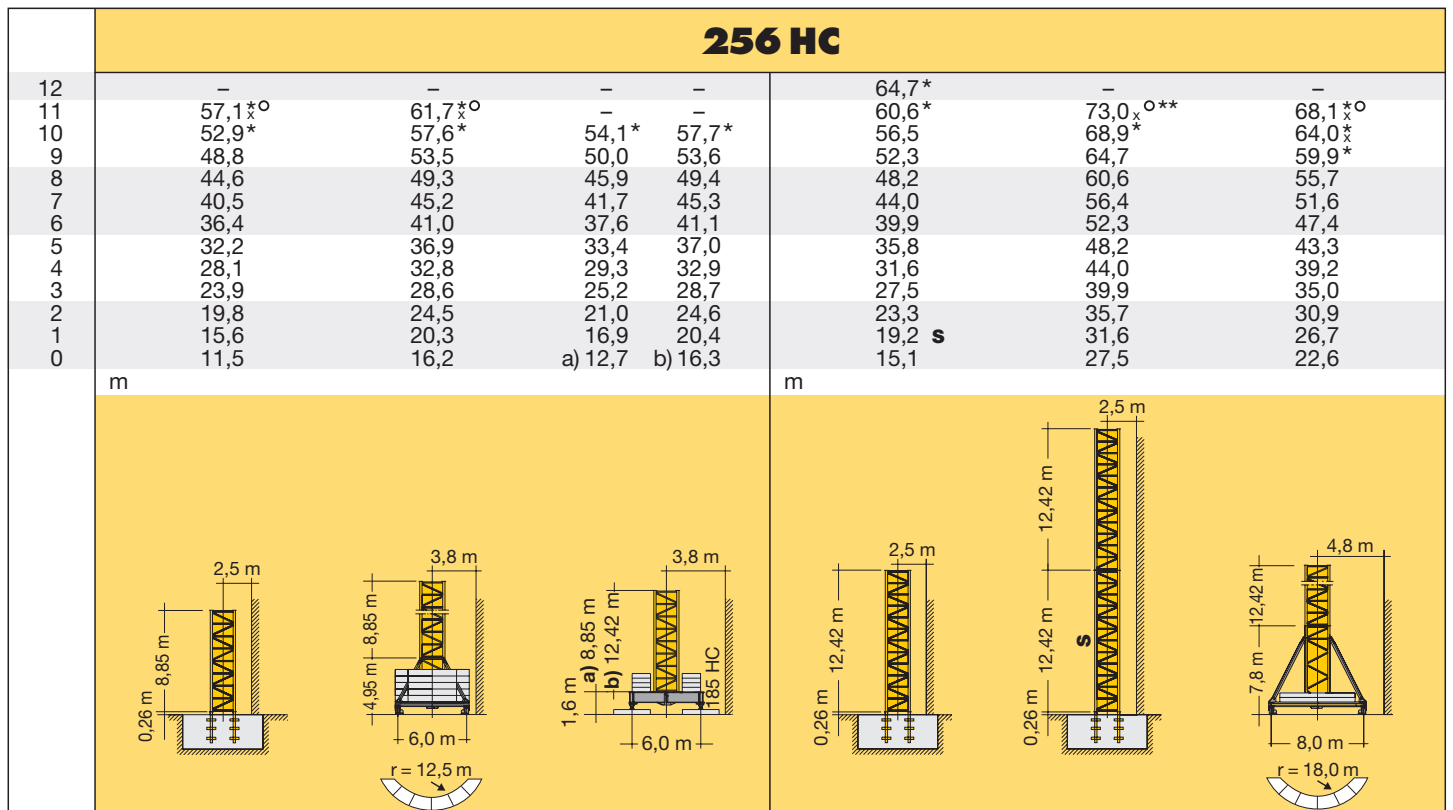
Klettern im Gebäude auf Anfrage

Climbing inside building on request
Télescopage en bâtiment sur demande
Telescopaggio all'interno dell'edificio, su richiesta
Para trepado en el interior del edificio, consultar
Subida no edificio, conforme ao pedido



Hubhöhe

Hoisting height / Hauteur sous crochet / Altezza di sollevamento / Altura bajo gancho / Altura de montagem


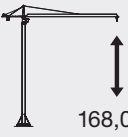
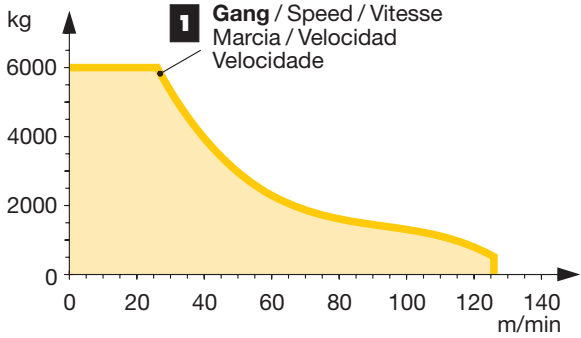


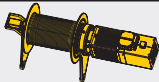
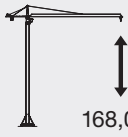
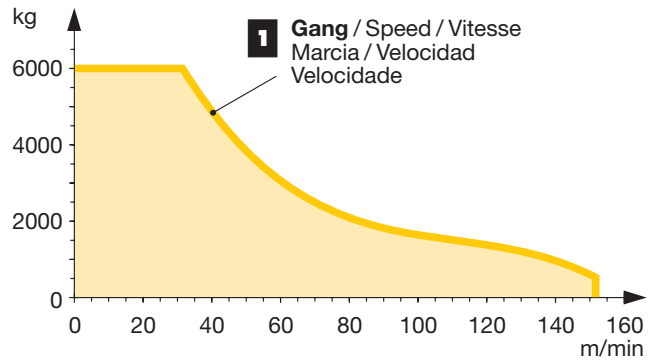
x = Nur bei Windzone C 10


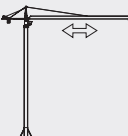


Only in case of wind zone C 10
 Seulement en cas de zone de vent C 10
 Solo in zona vento C 10
 Solo en zona de viento C 10
 Só em zona de vento C 10

Weitere Hubhöhen in Abhängigkeit von Windzonen auf Anfrage















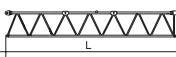











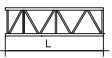







Additional hoist heights depending on wind zones on request
 Hauteurs sous crochet supplémentaires dépendant des zones de vent sur demande
 A richiesta, ulteriori altezze di sollevamento a seconda delle zone vento
 Para otras alturas bajo gancho superiores en zonas de viento, consultar
 Para outras alturas de elevação em zonas de vento, conforme ao pedido

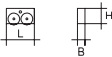
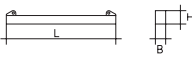

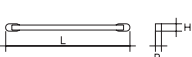
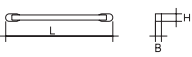

	<p>↔ stufenlos / stepless / régl. continu regl. progressiva / sin escalones / sem degraus kg m/min</p>
<p>30 kW FR.tronic-FU WIW 240 MZ 401</p> <p>5 Lagen Layers Couches Strati Camadas Capas</p> <p> 168,0 m</p>	<p>1 6000 0 ↔ 26 450 0 ↔ 126</p>
<p></p> <p>1 Gang / Speed / Vitesse Marcia / Velocidad Velocidade</p>	

	<p>↔ stufenlos / stepless / régl. continu regl. progressiva / sin escalones / sem degraus kg m/min</p>
<p>37 kW FR.tronic-FU WIW 250 MZ 401</p> <p>5 Lagen Layers Couches Strati Camadas Capas</p> <p> 168,0 m</p>	<p>1 6000 0 ↔ 32 500 0 ↔ 152</p>
<p></p> <p>1 Gang / Speed / Vitesse Marcia / Velocidad Velocidade</p>	

	<p>U/min 0 ↔ 0,8 sl./min tr./min</p>	2 x 7,5 kW FR.tronic-FU				
	0 ↔ 100,0 m/min	5,5 kW FR.tronic-FU				
	25,0 m/min	2 x 5,5 kW (170 HC, 185 HC) 2 x 7,5 kW (256 HC)				
	kVA	<table border="1"> <tr> <td>30 kW FU</td> <td>37 kW FU</td> </tr> <tr> <td>49,0</td> <td>54,0</td> </tr> </table>	30 kW FU	37 kW FU	49,0	54,0
30 kW FU	37 kW FU					
49,0	54,0					

Montagegewichte: siehe Betriebsanleitung. / Erection weights: see instruction manual. / Poids de montage: voir manuel de service.
Pesi di montaggio: vedasi le istruzioni sull'uso. / Pesos de montagem: vejã-m-se es instruções p. uso. / Peso para el montaje: según manual.

Kranoberteil		Upper part of crane / Partie supérieure de grue / Parte superiore della gru		L (m)	B (m)	H (m)	kg*		
Pos. Item Rep. Pos. Cant. Ref.	Anz. Qty. Qta. Cant. Cant.								
1	1	Drehbühne / Slewing platform Plateforme tournante / Piattaforma girevole Plataforma de giro / Plataforma giratório			170 HC	5,20	2,44	2,30	7700
					185 HC	5,36	2,74	2,37	8100
					256 HC	5,36	2,74	2,37	8100
2	1	Kabine / Cabin Cabine / Cabina Cabina / Cabina			4,05	1,55	2,34	1000	
3	1	Turmspitze / Tower head section Porte-flèche / Testa porta-braccio Cabeça de apoio de lança / Cabeza de torre			7,30	1,48	1,75	1870	
4	1	Hubwerkseinheit / Hoist gear unit / Treuil de levage / Gruppo meccanismo sollevamento Mecanismo de elevación / Grupo de mecanismo elevatório			2,20	2,34	1,66	2600	
5	1	Gegenausleger / Counter-jib Contre-flèche / Controbraccio Contrapluma / Contra-lança			13,50	2,42	0,62	3200	
6	1	Gegenausleger mit Hubwerkseinheit Counter-jib with hoist gear unit / Contre-flèche avec treuil de levage / Controbraccio con gruppo meccanismo sollevamento Contrapluma con mecanismo de elevación Contra-lança com grupo de mecanismo elevatório			13,50	2,42	2,10	7400	
7	1	Ausleger-Anlenkstück / Jib heel section Pied de flèche / Settore articolato di braccio Base articulada de lança / Pluma tramo primero			10,21	1,68	1,95	① 2000	
8	4	Ausleger-Zwischenstück / Intermediate jib section / Élément intermédiaire de flèche Spezzone di braccio / Peça suplementar da lança / Tramo intermedio pluma			10,30	1,48	1,90	② 1320 ④ 1400 ⑤ 1100 ⑥ 710	
9	2	Ausleger-Zwischenstück / Intermediate jib section / Élément intermédiaire de flèche Spezzone di braccio / Peça suplementar da lança / Tramo intermedio pluma			5,30	1,48	1,90	③ 710 ⑦ 340	
10	1	Ausleger-Kopfstück / Jib head Pointe de flèche / Punta freccia Cabeça de lança / Tramo punta de pluma			0,60	1,48	2,00	⑧ 170	
11	1	Laufkatze und Lashaken / Trolley and hook Chariot de distribution et crochet / Carrello con gancio / Carrito y gancho / Carro de ponte e gancho			1,85	1,70	1,42	640	
12	1	Drehbühne und Turmspitze / Slewing platform and tower head section / Ensemble mât-cabine et porte-flèche / Piattaforma girevole e cuspid / Piattaforma de giro y cabeza torre Plataforma giratória e cabeça de torre			170 HC 12,84 185 HC 13,00 256 HC 13,00	2,44 2,74 2,74	2,30 2,37 2,37	9690 10090 10090	
13	1	Ausleger- und Gegenausleger-Abspannung / Jib and counter-jib suspension / Haubanage de flèche et de contre-flèche / Attrezzatura di ancoraggio di braccio e controbraccio Tirantes de sost en pluma y contrapluma / Grupo de ancoragem de lança e contra-lança			8,20 5,87	0,55 0,20	0,12 0,16	1170 380	
Turm		Tower / Mât / Torre							
14	8 9 11 1	Turmstück / Tower section Élément de mât / Elemento di torre Torre / Torre			170 HC 4,14 185 HC 4,14 256 HC 4,14 256 HC S 4,14	1,90 2,30 2,30 2,30	1,90 2,30 2,30 2,30	1850 2240 2300 2850	
15	1	Turmstück lang / Long tower section Élément de mât long / Elemento di torre, lungo Tramo de torre largo / Peça de torre, comprida			170 HC 12,42 185 HC 12,42 256 HC 12,42	1,90 2,30 2,30	1,90 2,30 2,30	4780 5460 5770	
16	1	Grundturmstück / Base tower section Mât de base / Elemento di torre base Tramo torre base / Peça de base de torre			170 HC 9,60 170 HC S 9,60 185 HC 8,85 256 HC 8,85 (12,42) 256 HC S 12,42	1,90 1,90 2,30 2,30 (2,30) 2,30	1,90 1,90 2,30 2,30 (2,30) 2,30	4480 5355 4280 4830 (7940) 8000	
Klettereinrichtung		Climbing equipment / Equipement de télescopage / Attrezzatura per allungamento della gru							
17	1	Führungsstück kpl. / Guide section cpl. Cage télescopique cpl. / Gabbia de sopraelevazione compl. / Peça de guia compl. Torre de montaje completa			170 HC 9,04 185 HC 8,39 256 HC 8,39	2,31 2,68 2,68	2,28 2,58 (3,04) 2,58 (3,04)	4750 5100 5100	
18	1	Hydraulikanlage, Stütz- und Klettertraverse / Hydraulic unit, supporting and climbing cross members / Système hydraulique avec traverses d'appui et de télescopage / Sistema idraulico, traversa di appoggio e allungamento gru Instalação hidráulica, travessa de apoio e subida / Sistema hidráulico con traviesa de apoyo y trepado			170 HC 2,00 185 HC 2,30 256 HC 2,30	1,10 1,25 1,25	1,00 1,00 1,00	1100 1150 1150	
Unterwagen		Undercarriage / Châssis / Carro della gru							
19	2	Fahrschemel mit Antrieb / Rail bogie with drive / Bogie moteur / Telaio con gruppo propulsore / Quadro sem grupo de propulsão Caja rodillo motriz			170 HC 1,46 185 HC 1,46 256 HC 1,63 (1,46)	0,84 0,84 0,92 (0,84)	0,87 0,87 0,95 (0,87)	920 920 1690 (920)	

Pos. Item Rep Voce Pos. Ref	Anz. Qty. Qté. Qta. Cant. Cant.				L (m)	B (m)	H (m)	kg*
20	2	Fahrschemel ohne Antrieb / Rail bogie without drive / Bogie fou / Telaio senza gruppo propulsore / Quadro com grupo de propulsão Caja rodillo conducido		170 HC 185 HC 256 HC	1,15 1,15 1,37	0,60 0,60 0,62 (0,60)	0,87 0,87 0,95 (0,87)	880 880 1340 (880)
21	1	Tragholm lang / Long support arm Longeron long / Longherone lungo Brazo largo soporte / Travessa comprida		170 HC 185 HC 256 HC	7,15 9,10 9,10 (11,95)	0,80 0,82 0,80 (0,82)	0,70 0,74 0,80 (0,80)	1070 1350 1650 (2200)
22	2	Tragholm kurz / Short support arm Longeron court / Longherone corto Brazo corto soporte / Travessa curta		170 HC 185 HC 256 HC	3,45 4,41 4,45 (5,58)	0,60 0,62 0,77 (0,65)	0,70 0,71 0,77 (0,77)	500 615 800 (1035)
23	2+2	Randträger / Border support Traverse / Supporti base Traviesa / Apoio de bordo		170 HC 185 HC 256 HC	4,08 – 4,30 5,48 – 5,46 5,46 – 5,40 (7,52 – 7,46)	0,16 – 0,33 0,11 – 0,17 0,11 – 0,18 (0,1 – 0,17)	0,11 – 0,14 0,16 – 0,38 0,16 – 0,38 (0,1 – 0,38)	80 – 200 118 – 454 175 – 525 (366 – 912)
24	4	Stützholm / Support strut Hauban de châssis / Correnti di appoggio Tirante vertical / Travessa de apoio		170 HC 185 HC 256 HC	3,53 4,23 4,14 (6,55)	0,25 0,17 0,18 (0,22)	0,17 0,25 0,25 (0,25)	240 275 320 (600)
25	1	Unterwagen-Turmstück / Undercarriage tower section / Mât de châssis / Elemento di torre del carro / Tramo de carro / Peça de torre do chassis		170 HC 185 HC 256 HC	3,30 3,73 3,73 (6,70)	2,15 2,52 2,62 (2,53)	2,15 2,52 2,62 (2,53)	2000 1950 2550 (3800)
26	1	Stapel Aufstiege und Podeste / Bundle of ladders and platforms Faisceau d'échelles et de plates-formes / Serie di scale e rampe Paquete de escaleras y plataformas / Escadas e patamares			3,50	1,20	1,00	1000
27	1	Kiste mit Kleinteilen / Crate with small parts Caisse contenant des accessoires / Cassa con accessori Caja con accesorios / Caixa de acessórios			2,00	1,00	1,00	2000

() **Angaben in Klammern gelten für 8 m-Unterwagen.** / The data in brackets are valid for an undercarriage of 8 m. / Les données techniques indiquées entre parenthèses sont valables pour un châssis de 8 m. / Caratteristiche in (..) valgono per carro di 8 m. / Los datos entre paréntesis son válidos para carro de 8 m. / Características em (..) válidas pelo chassis de 8 m.

* **Einzelgewichte.** / Single weights. / Poids individuels. / Pesì di componenti. / Pesos de peças componentes. / Pesos unitarios.

Konstruktionsänderungen vorbehalten!

Subject to alterations! / Sous réserves de modifications!
Si fa riserva di modifiche! / Salvo modificação da construação!
¡Sujeto a modificaciones!

Sämtliche Angaben erfolgen ohne Gewähr.

This information is supplied without liability.
Ces renseignements sont sans garantie. / Le indicazioni contenute si intendono salvo errori ed omissioni.
Declinamos toda responsabilidad derivada de la información proporcionada. / Declinamos qualquer
responsabilidade quanto à informação fornecida.